

# **STUDENT SATISFACTION** **SURVEY**

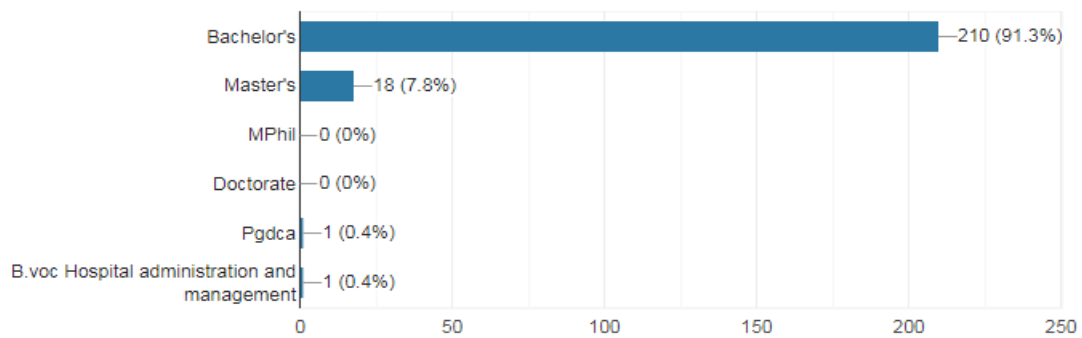
**S.D. College for Women, Moga**

**Total Number of responses = 230**

## What Degree program are you pursuing now?

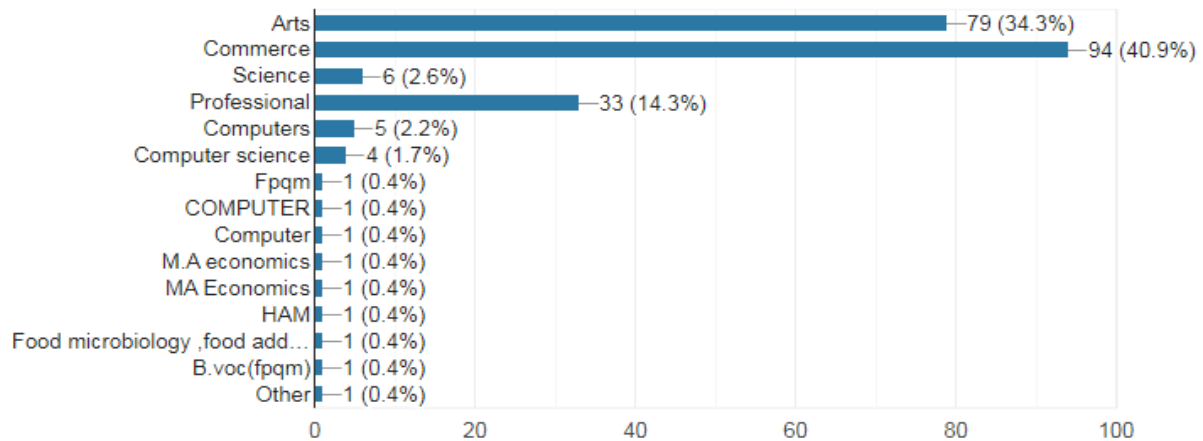
Degree	Bachelor's	Master's	other
No. of students	211	19	0
Percentage	91.8%	8.2%	0%

230 responses



## What subject area are you currently pursuing?

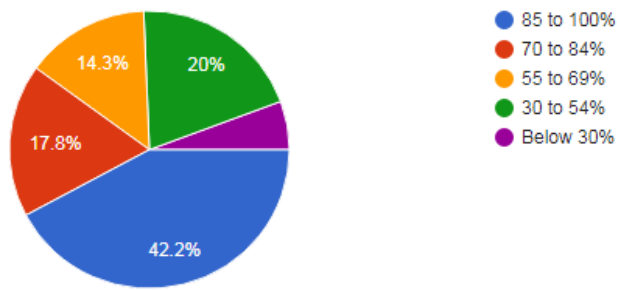
Stream	Arts	Commerce	B.Voc	Fashion Designing	Computer Science
No. of students	81	94	11	0	44
Percentage	35.9%	40.9%	4.2%	0%	19%



# 1. How much of the syllabus was covered in the class?

Scale	4	3	2	1	0
Criteria	85 – 100 %	70 – 84 %	55 – 69 %	30 – 54 %	Below 30 %
No. of students	97	41	33	46	13
Percentage	42.2%	17.8%	14.3%	20%	5.7%

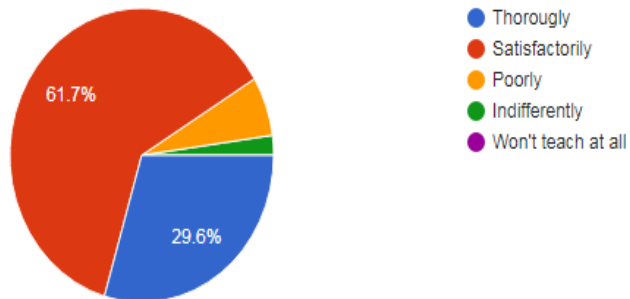
230 responses



## 2. How well did the teachers prepare for the classes?

Scale	4	3	2	1	0
Criteria	Thoroughly	Satisfactorily	Poorly	Indifferently	Won't Teach At All
No.of response	68	142	15	5	0
Percentage	29.6%	61.7%	6.5%	2.2%	0%

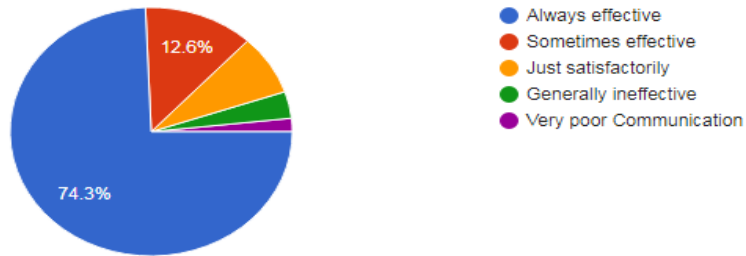
230 responses



### 3. How well were the teachers able to communicate?

Scale	4	3	2	1	0
Criteria	Always Effective	Sometimes Effective	Just Satisfactorily	Generally Ineffective	Very Poor Communication
No. Of Responses	171	29	18	8	4
Percentage	74.3%	12.6%	7.8%	3.5%	1.7%

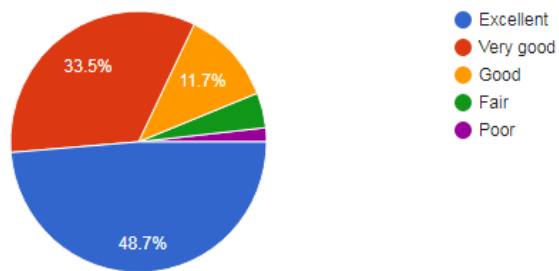
230 responses



#### 4. The teachers approach to teaching can best be described as

Scale	4	3	2	1	0
Criteria	Excellent	Very Good	Good	Fair	Poor
No. Of Responses	112	77	27	10	4
Percentage	48.7%	33.5%	11.7%	4.3%	1.7%

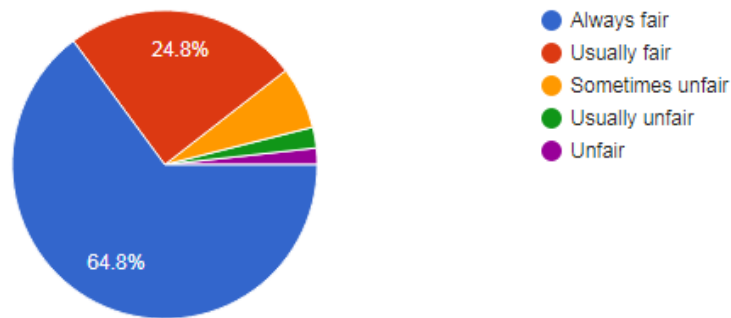
230 responses



## 5. Fairness of the internal evaluation process by the teachers?

Scale	4	3	2	1	0
Criteria	Always Fair	Usually Fair	Sometimes Unfair	Usually Unfair	Unfair
No. Of Responses	149	57	15	5	4
Percentage	64.8%	24.8%	6.5%	2.2%	1.7%

230 responses

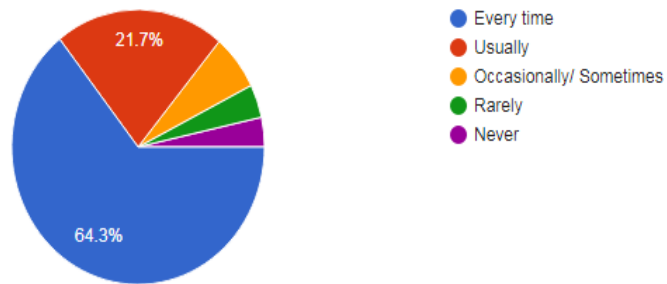




## 6. Was your performance in assignments discussed with you?

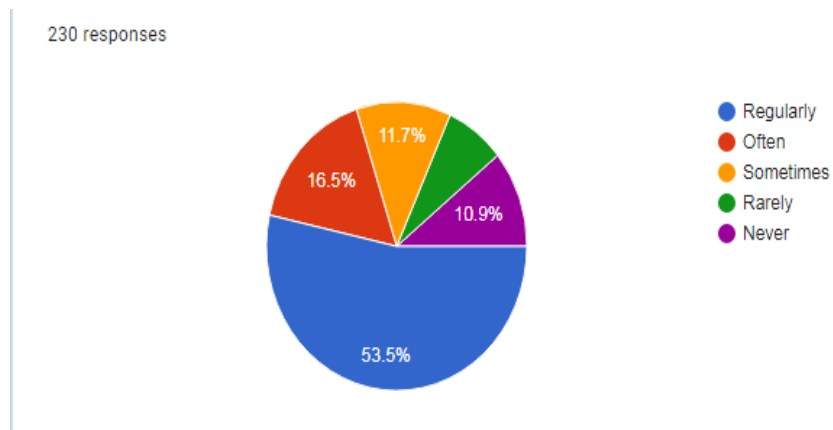
Scale	4	3	2	1	0
Criteria	Every Time	Usually	Occasionally	Rarely	Never
No. of Responses	148	50	15	9	8
Percentage	64.3%	21.7%	6.9%	3.9%	3.5%

230 responses



**7. The institute takes active interest in promoting internship, students exchange and field visit opportunities for students.**

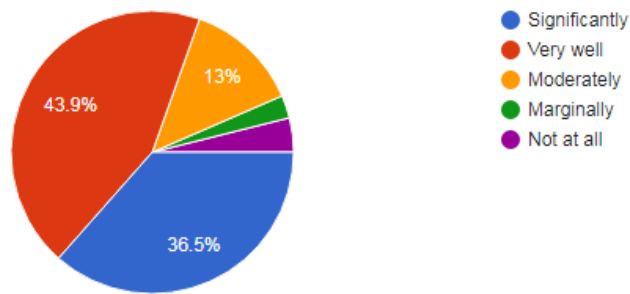
Scale	4	3	2	1	0
Criteria	Regularly	Often	Sometimes	Rarely	Never
No. of Responses	123	38	27	17	25
Percentage	53.5%	16.5%	11.7%	7.4%	10.9%



**8. The teaching and mentoring process in your institution facilitates you in cognitive, social and emotional growth.**

Scale	4	3	2	1	0
Criteria	Significantly	Very Well	Moderately	Marginally	Not At All
No. of Responses	84	101	30	6	9
Percentage	36.5%	43.9%	13%	2.6%	3.9%

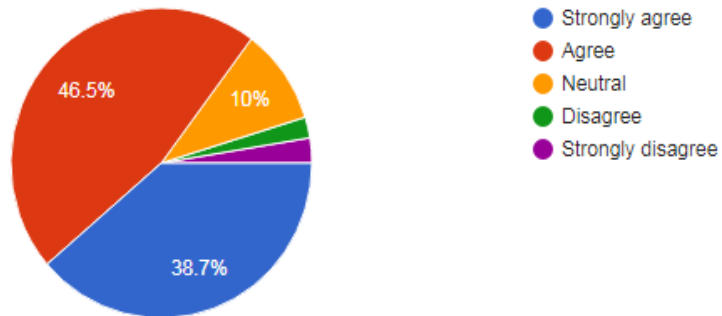
230 responses



## 9. The institution provides multiple opportunities to learn and grow.

Scale	4	3	2	1	0
Criteria	Strongly Agree	Agree	Neutral	Disagree	Strongly Disagree
No. Of Responses	89	107	23	5	6
Percentage	38.7%	46.5%	10%	2.2%	2.6%

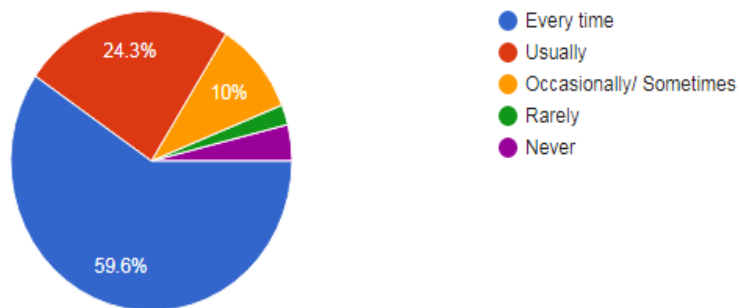
230 responses



**10. Teachers inform you about your expected competencies, course outcomes and program outcomes.**

Scale	4	3	2	1	0
Criteria	Every Time	Usually	Occasionally	Rarely	Never
No. Of Responses	137	56	23	5	9
Percentage	59.6%	24.3%	10%	2.2%	3.9%

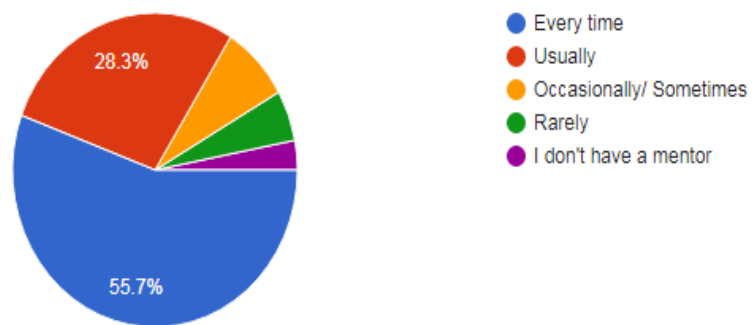
230 responses



## 11. Your mentor does a necessary follow-up with an assigned task to you.

Scale	4	3	2	1	0
Criteria	Every Time	Usually	Occasionally	Rarely	I Don't have mentor
No. of students	128	65	18	12	7
Percentage	55.7%	28.3%	7.8%	5.2%	3%

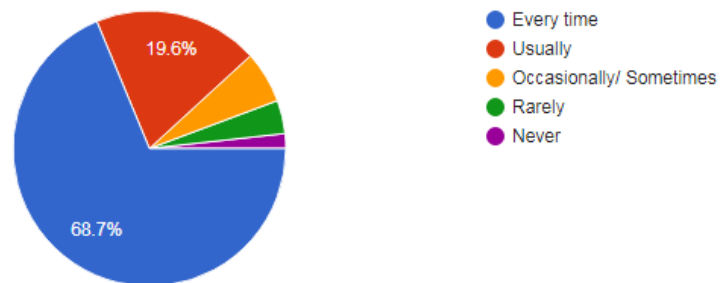
230 responses



## 12. The teachers illustrate the concepts through examples and applications.

Scale	4	3	2	1	0
Criteria	Every Time	Usually	Occasionally	Rarely	Never
No. of students	158	45	14	9	4
Percentage	68.7%	19.6%	6.1%	3.9%	1.7%

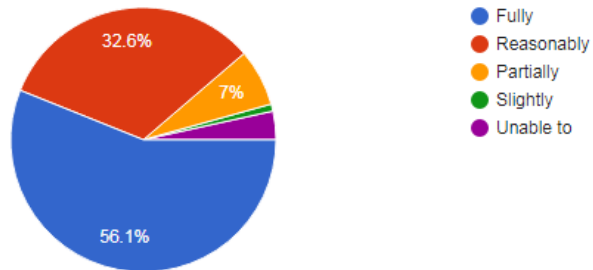
230 responses



### 13. The teachers identify your strengths and encourage you with providing right level of challenges.

Scale	4	3	2	1	0
Criteria	Fully	Reasonably	Partially	Slightly	Unable to
No. of students	129	75	16	2	8
Percentage	56.1%	32.6%	7%	0.9%	3.5%

230 responses

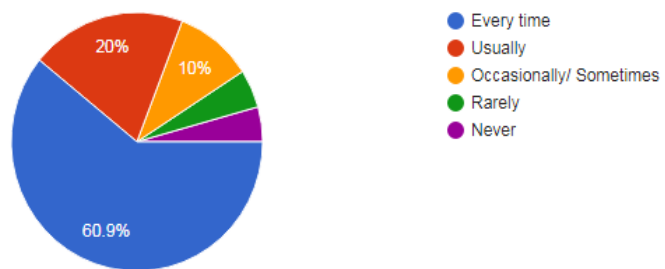




### 14. Teachers are able to identify your weaknesses and help you to overcome them.

Scale	4	3	2	1	0
Criteria	Every Time	Usually	Occasionally	Rarely	Never
No. of students	140	46	23	11	10
Percentage	60.9%	20%	10%	4.8%	4.3%

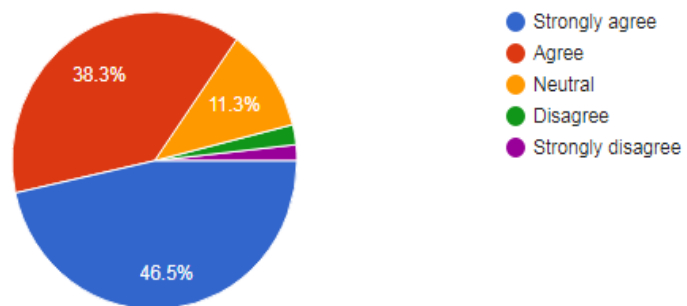
230 responses



**15. The institution makes effort to engage students in the monitoring, review and continues quality improvement of the teaching learning process.**

Scale	4	3	2	1	0
Criteria	Strongly Agree	Agree	Neutral	Disagree	Strongly Disagree
No. of students	107	88	26	5	4
Percentage	46.5%	38.3%	11.3%	2.2%	1.7%

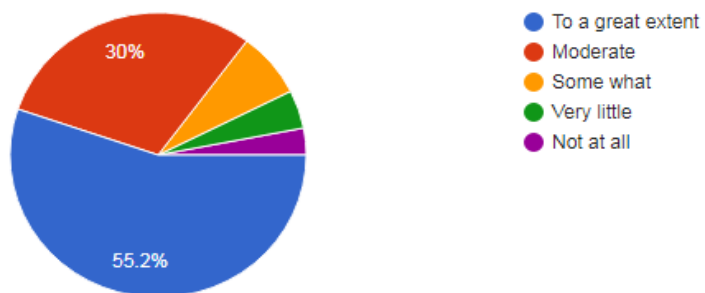
230 responses



**16. The institute/teachers use student’s centric methods, such as experimental learning, participative learning and problem solving methodologies for enhancing learning experiences.**

Scale	4	3	2	1	0
Criteria	To a great extent	Moderate	Some what	Very little	Not at all
No. of students	127	69	17	10	7
Percentage	55.2%	30%	7.4%	4.3%	4%

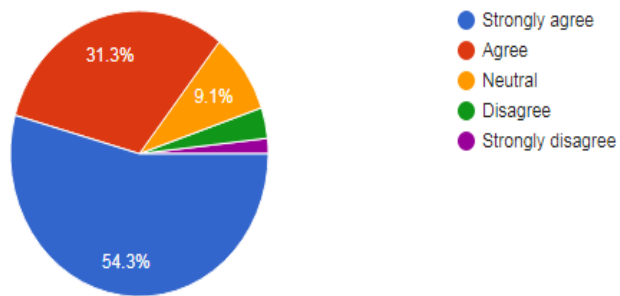
230 responses



## 17. Teachers encourage you to participate in extracurricular activities.

Scale	4	3	2	1	0
Criteria	Strongly Agree	Agree	Neutral	Disagree	Strongly Disagree
No. of students	125	72	21	8	4
Percentage	54.3%	31.3%	9.1%	3.5%	1.7%

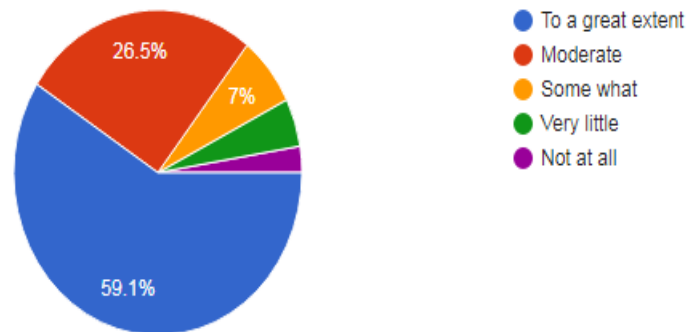
230 responses



**18. Efforts are made by the institute /teachers to inculcate soft skills, life skills and employability skills to make you ready for the world of work.**

Scale	4	3	2	1	0
Criteria	To a great extent	Moderate	Some what	Very little	Not at all
No. of students	136	61	16	11	6
Percentage	59.1%	26.5%	7%	4.8%	2.6%

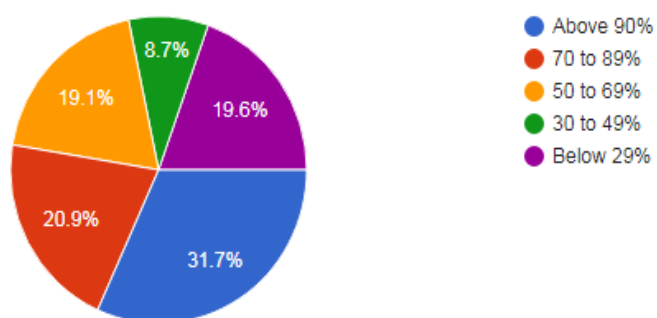
230 responses



**19. What percentage of teachers uses ICT tools such as LCD projector, multimedia, etc? While teaching.**

Scale	4	3	2	1	0
Criteria	Above 90%	70 to 89%	50 to 69%	30 to 49%	Below 29%
No. of students	73	48	44	20	45
Percentage	31.7%	20.9%	19.1%	8.7%	19.6%

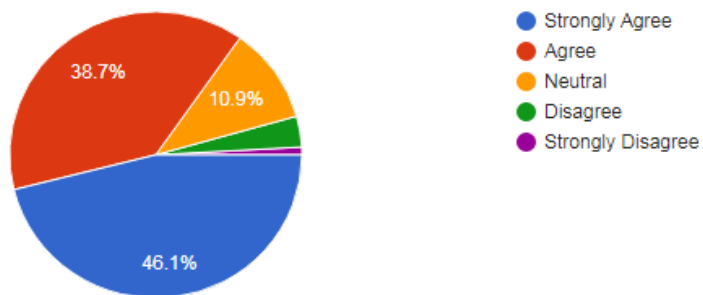
230 responses



**20.The overall quality of teaching-learning process in your institute is very good.**


Scale	4	3	2	1	0
Criteria	Strongly Agree	Agree	Neutral	Disagree	Strongly Disagree
No. of students	106	89	25	8	2
Percentage	46.1%	38.7%	10.9%	3.5%	0.9%

230 responses



## **21. Suggestions from students**

1. Use LCD projectors
2. Provide extra classes
3. Provide another opportunities to grow
4. Increase activities
5. Allow sports and provide gym facility, Indoor games
6. Clean washrooms every day
7. Provide healthy environment
8. Innovative teaching methods
9. Cooperate behavior
10. Industrial visits should be organized in order to have deeper understanding of the theoretical concepts

  
Principal  
S.D.College for Women  
Moga